

Culligan[®]

OWNERS GUIDE

Aquasential™ Select Plus™ Iron-OX5™ & Sulfur-OX3™ Filters

Models from 2023





Analytical Laboratory Services

Water Testing Made Easy.

Culligan's Analytical Laboratory provides its customers with quality water analysis using EPA approved methods. Our Analytical Laboratory is certified by the State of Illinois EPA, to be compliant with the National Environmental Laboratory Accreditation Conference (NELAC) standards. In addition to Illinois chemical certification, our Analytical Laboratory is certified to perform coliform and E. coli testing.

We strive to provide our customers with the testing they need at the lowest possible cost with the quickest turn-around time.

STANDARD WATER TESTING

For sizing systems and general chemical water characteristics.

WELL WATER TESTING

- Basic • Realtor
- Drilling Surveillance
- Expanded
- Gold

SPECIAL WATER TESTING

- Hemodialysis • Scale
- Resin • Organic
- Microbiology
- Membrane

Contact your local Culligan Dealer today to make sure your water is it's best it can be.

1-877-889-8195

E-mail: Water.Analysis@culligan.com

www.culligan.com

You could give your people

Culligan Water™

Table of Contents

About This Manual.....	4
Attention Culligan Customer:.....	5
Thank You!.....	6
Specifications	7
Application & Operation.....	8
Menu Navigation.....	10
Care & Cleaning	11
When & How to Bypass Your System.....	12
Things to Check Before You Call For Service	13
Performance Data Sheet.....	14
Records & Data	16
Culligan Limited Warranty	17

About This Manual

This manual:

- Familiarizes the operator with the equipment
- Explains installation and setup procedures
- Provides basic programming information
- Explains the various modes of operation
- Gives specifications and troubleshooting information

Read this Manual First

Before you operate the Culligan® unit, read this manual to become familiar with the device and its capabilities.

Installation or maintenance done on this system by an untrained service person can cause major damage to equipment or property damage. Not adhering to the recommended service/maintenance can cause damage to equipment or property damage.

Safety Instructions and Safety Definitions

Note

NOTE! “Note!” is used to emphasize installation, operation or maintenance information which is important, but does not present any hazard.

Caution



CAUTION!

“Caution” is used when failure to follow directions could result in damage to equipment or property.

Warning



WARNING!

“Warning” is used to indicate a hazard which could cause injury or death if ignored.

The **CAUTION** and **WARNING** paragraphs are not meant to cover all possible conditions and situations that may occur. It must be understood that common sense, caution, and careful attention are conditions which cannot be built into the equipment. These **MUST** be supplied by the personnel installing, operating, or maintaining the system.

NOTE! Be sure to check and follow the applicable plumbing codes and ordinances when installing this equipment.

WARNING! Use protective clothing and proper face or eye protection equipment when handling chemicals or power tools.

Attention Culligan Customer:

We encourage Culligan users to learn about Culligan products, but we believe that product knowledge is best obtained by consulting with your Culligan dealer. Untrained individuals who use this manual assume the risk of any resulting property damage or personal injury.



WARNING!

Electrical shock hazard! Prior to servicing equipment, disconnect power supply to prevent electrical shock.

WARNING!

If incorrectly installed, operated, or maintained, this product can cause severe injury. Those who install, operate, or maintain this product should be trained in its proper use, warned of its dangers, and should read the entire manual before attempting to install, operate, or maintain this product. Failure to comply with any warning or caution that results in any damage will void the warranty.



CAUTION!

This system is to be supplied with cold water only.

CAUTION!

This product is not to be used by children or persons with reduced physical, sensory or mental capabilities, or lack of experience or knowledge, unless they have been given supervision or instruction. Children should be instructed not to play with this appliance.

CAUTION!

If the power cord from the power supply to the unit looks or becomes damaged, the cord and power supply should be replaced by a Culligan Service Agent or similarly qualified person in order to avoid a hazard.

CAUTION!

To reduce the risk of fire, use only No. 26 AWG or larger telecommunications line cord.

NOTE! This system is not intended for use with water that is microbiologically unsafe or of unknown quality without adequate disinfection either before or after the system.

Check with your public works department for applicable local plumbing and sanitation codes. Follow local codes if they differ from the standards used in this manual. To ensure proper and efficient operation of this Culligan product to your full satisfaction, carefully follow the instructions in this manual.

Products manufactured and marketed by Culligan International Company (Culligan) and its affiliates are protected by patents issued or pending in the United States and other countries. Culligan reserves the right to change the specifications referred to in this literature at any time without prior notice. Culligan, Aqua-Sensor, Tripl-Hull, and SoftMinder are trademarks of Culligan International Company or its affiliates.

Culligan International Company

9399 West Higgins Road, Suite 1100

Rosemont, Illinois 60018

1-847-430-2800

www.culligan.com

Thank You!

Welcome To Your New World of Better Living with Culligan Water.

The Culligan® Aquasential™ Select Plus™ Iron-OX5™ water filter system has been tested and certified by WQA against NSF/ANSI Standard 372, CSA B483.1, and NSF/ANSI Standard 42 for the effective reduction of iron up to 500 gallons as verified and substantiated by test data.

The Culligan® Aquasential™ Select Plus™ Sulfur-OX3™ water filter system has been tested and certified by WQA against NSF/ANSI Standard 372, CSA B483.1, and NSF/ANSI Standard 42 for the effective reduction of hydrogen sulfide up to 500 gallons as verified and substantiated by test data.

The Culligan® Aquasential™ Select Plus™ Iron-OX5™ outdoor water filter system has been tested and certified by WQA against NSF/ANSI Standard 372 and NSF/ANSI standard 42 for the effective reduction of iron up to 500 gallons as verified and substantiated by test data.

The Culligan® Aquasential™ Select Plus™ Sulfur-OX3™ Outdoor water filter system has been tested and certified by WQA against NSF/ANSI Standard 372 and Standard NSF/ANSI 42 for the effective reduction of hydrogen sulfide up to 500 gallons as verified and substantiated by test data.

The Culligan® Aquasential™ Select Plus™ Iron-OX5™ & Aquasential™ Select Plus™ Sulfur-OX3™ water filter systems are designed to meet the needs of applications for high quality water. This manual contains important information about the unit, including information needed for installation, operating, and maintenance procedures. A troubleshooting section provides a guide for quick and accurate problem solving.

Do not use with water that is microbiologically unsafe or of unknown quality without adequate disinfection before or after the system.



CAUTION!

This system is to be supplied with cold water only.

Installation or maintenance done on this system by an untrained service person can cause major damage to equipment or property damage. Not adhering to the recommended service/maintenance can cause damage to equipment or property damage.

If this is your first experience having filtered, conditioned water in your home, you'll be amazed at the marvelous difference it makes. We promise that you'll never want to be without it again.

Congratulations, too, on selecting one of the "first family" of water filters in the prestigious Culligan Aquasential Select Plus Series. With Culligan's many years of knowledge and experience in water treatment, you can be confident that the model you selected has been designed and engineered to provide years of service with a minimum of care and attention.

Products manufactured and marketed by Culligan International Company (Culligan) and its affiliates are protected by patents issued or pending in the United States and other countries. Culligan reserves the right to change the specifications referred to in this literature at any time, without prior notice. Culligan, Culligan Aquasential Select Plus Series, Cullar, Filtr-Clear, Cullneu, AccuSoft, Culligan Man and www.culligan.com are trademarks of Culligan International Company or its affiliates.



Specifications

Culligan Aquasential Select Plus Iron-OX5 & Sulfur-OX3 Filters

	10" Iron-OX5	10" Sulfur-OX3
Control Valve	1" reinforced thermoplastic	1" reinforced thermoplastic
Overall Conditioner Height	67"	67"
Media Tank Dimensions (D x H)	10" x 54" tank	10" x 54" tank
Filter Media Type	1.0 cu. ft. Birm	1.0 cu. ft. Cullar S
Underbedding		
G-50	35 lb	—
Cullsan U	25 lb	—
Cullsan	—	20 lb
Capacity ¹	500 gallons	500 gallons
Freeboard ²	21"	29"
Max. Clear Water (Soluble) Iron	5 ppm	—
Rated Hydrogen Sulfide	—	1 ppm
Max. Hydrogen Sulfide ⁵	—	3 ppm
Minimum Alkalinity	100 ppm	100 ppm
pH for Iron Removal ³	7.0 - 8.5	—
pH for Hydrogen Sulfide Removal ⁶	—	7.0 - 8.5
Service Flow @ Pressure Drop (Clean Bed)		
Normal	4 gpm @ 5 psi	4 gpm @ 2.9 psi
Maximum ⁴	6 gpm @ 9 psi	6 gpm @ 9 psi
Operating Pressure	20-60 psi	20-60 psi
Operating Temperature	33-120° F (1-48° C)	33-120° F (1-48° C)
Electrical Requirements	24V/60Hz	24V/60Hz
Power Consumption, Continuous/Maximum	3 Watts/10 Watts	3 Watts/10 Watts
Drain Flow	5.5 gpm	5.5 gpm
Reconditioning Time		
Backwash	15 minutes	15 minutes
Air Draw	40 minutes	40 minutes
Fast Rinse	5 minutes	5 minutes

¹ Capacity based on 4 gpm and 5 mg/L of dissolved iron.

² Measure from top of media bed to top of inlet fitting.

³ Not recommended for Hydrogen Sulfide removal.

⁴ Max flow rates and pressure drop characteristics have not been validated by the Water Quality Association. The maximum specified flow rate at which the system will deliver treated water, as validated by the Water Quality Association, is defined as service flow.

⁵ Not validated by Water Quality Association.

⁶ Not recommended for iron removal.

Application & Operation

Water Quality

Verify that raw water iron, pH, and alkalinity levels are within recommended limits.

Iron—A Common Water Problem

The chemical/physical nature of iron found in natural water supplies is exhibited in four general types:

1. **Ferrous Iron** - also referred to as “dissolved iron” or “clear water” iron. The Iron-OX5 is rated to remove up to 5 ppm of this type of iron. If a glass is filled with water containing ferrous iron the water will initially be clear. Upon standing and being exposed to air the water will gradually turn cloudy and colored as the ferrous iron oxidizes to ferric iron.
2. **Particulate Iron**—Also called ferric iron. This type of iron is an undissolved particle of iron. The Iron-OX5 filter will effectively remove these particles but it is not the intended design of the system. If there is a significant amount of ferric iron additional filtration treatment may be required prior to the Iron-OX5.
3. **Organic Bound Iron**—This type of iron is strongly attached to an organic compound in the water. The oxidation / filtration process used in the Iron-OX5 will not remove this type of iron.
4. **Bacterial Iron and Colloidal Iron**—These types of iron, like organic bound iron will not be removed by the Iron-OX5 filter.

Principles of Operation - Iron-OX5 Aeration System

The Culligan Aquasential Iron-OX5 system utilizes the principle of oxidation to convert ferrous iron to ferric iron, resulting in removal of the iron as a filterable particle. The process is accomplished by water entering the filter tank being immediately exposed to an “airhead” at the top of the filter tank to begin the oxidation process. The filter media acts as a catalyst to help complete the oxidation reaction and retain the precipitated iron. Periodic reconditioning purges the accumulated iron particles from the filter tank and re-classifies the media bed.

After the backwash cycle the Iron-OX5 control valve replenishes the airhead in the filter tank during the “Air Draw” cycle. During this cycle air is educted into the filter tank in sufficient volume for the required airhead. During the “Rinse” cycle the air charge is compressed and stored within the filter tank and the filter media is rinsed prior to the system returning to the service cycle.

Hydrogen Sulfide

Hydrogen Sulfide usually occurs naturally in well water as a dissolved gas. It is typically the result of organic decomposition. It has a characteristic “rotten egg” odor and can usually be noticed at a concentration above .50 ppm. In some cases hydrogen sulfide can be caused by Sulfate Reducing Bacteria (SRB). This system is not designed to treat hydrogen sulfide caused by SRB. The Culligan Analytical Laboratory can test for both of these contaminants.

Principles of Operation - Sulfur-OX3 Aeration System

The Culligan Aquasential Sulfur-OX3 system utilizes the principle of oxidation to convert hydrogen sulfide to sulfate or a filterable particle, resulting in the reduction of hydrogen sulfide odor. The process is accomplished by water entering the filter tank being immediately exposed to an “airhead” at the top of the filter tank to begin the oxidation process. The filter media acts a catalyst to help complete the oxidation reaction and retain precipitated particles.

Periodic backwashing purges the accumulated particles from the filter tank and reclassifies the media bed. After the backwash cycle the Sulfur-OX3 control valve replenishes the airhead in the filter tank during the “Air Draw” cycle. During this cycle Air is educted into the filter tank in sufficient volume for the required airhead. During the “Rinse” cycle the air charge is compressed and stored within the filter tank and the filter media is rinsed prior to the system returning to the service cycle.



CAUTION!

Do not use where the water is microbiologically unsafe or with water of unknown quality without adequate disinfection before or after the unit.

Pressure - Although the system is designed and tested to operate at a maximum pressure of 60 psi, it is not expected that the system should be exposed to such pressure for extended operation. Culligan recommends following the IAPMO Uniform Plumbing code section 806.2 by installing a Pressure Regulating Valve if the water pressure is greater than 60 psi. Operating

on pressures above the UPC for extended periods of time can increase the service frequency and failure of replacement parts. On a private water system, make sure the minimum pressure (when the pump starts) is greater than 20 psi (140 kPa).



CAUTION!

The use of a pressure reducing valve may limit the flow of water in the household.

Temperature - Do not install the unit where it might freeze, or next to a water heater or furnace or in direct sunlight. Outdoor installations require the use of the Outdoor Iron-OX5 filter system. Indoor systems installed outdoors will void the warranty and UL certification.

Reconditioning Cycle

There are several conditions that will cause the control to initiate a reconditioning cycle. The “REG” enunciator will light when the control has signaled for a reconditioning cycle. The “REG” enunciator will flash while the control is in a reconditioning cycle. The following are conditions that will call for reconditioning, assuming “dip 2” has been set to “DEL”:

1. When the time clock has counted past the set number of days.
2. At the preset time, after the “REG” button is depressed once. “REG” will light.
3. Immediately, when the “REG” button is depressed for three seconds. “REG” will light and blink.
4. Immediately, if power to the unit has been off for more than 3 hours and time of day has been returned.
5. When the flow meter has recorded the passage of a predetermined number of gallons.

If “Dip Switch 2” is set to “Immediate”, the unit will begin a reconditioning cycle immediately for instances 2 and 4. With “Dip Switch 2” set to “Delayed”, the reconditioning cycle will not begin until the preset reconditioning time.

NOTE! If set to immediate mode as timeclock, the unit will initiate the reconditioning cycle at 12:00 AM. In the delay mode, “REG” indicator will light at 12:00 AM and reconditioning cycle will occur at programmed delayed time.

Display Lockout

The Culligan Select Plus® Series control is equipped with a feature which will allow you to protect the programmed settings from tampering by unauthorized individuals. When the lockout feature is activated, the only parameters which can be adjusted are the Time-of-Day and the Time of Reconditioning Cycle. Refer to the “Setting of the Microprocessor” for activating this feature.

Power Loss

The AccuSoft® circuit board is equipped with a Hi-Cap Capacitor and EEPROM memory chip. The capacitor is capable of maintaining the time, for at least two days, in the event of a power outage. The EEPROM ensures that the individual programming parameters of the filter are retained.

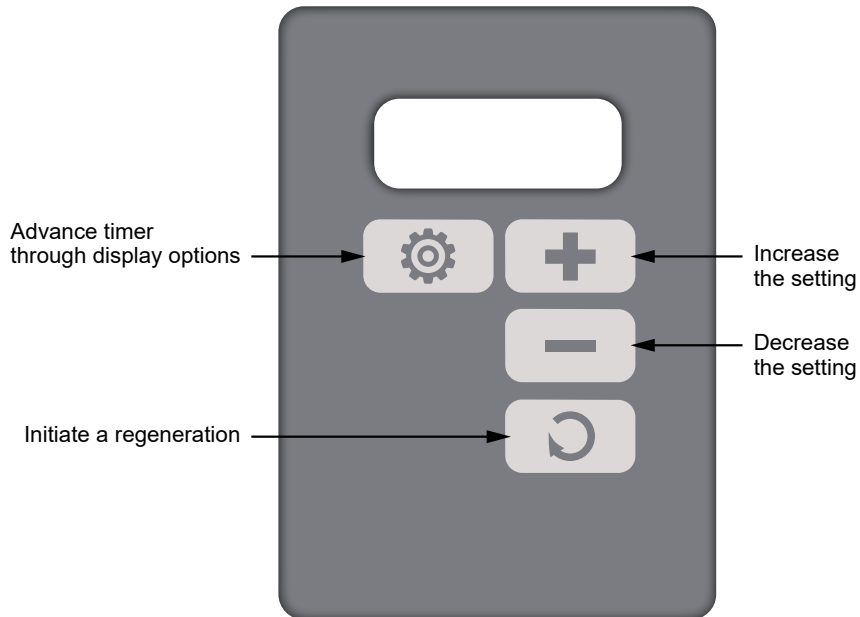
If the power outage lasts long enough to drain the Hi-Cap Capacitor, the control will flash “12:00 PM” when power is returned to the control. The unit will continue to keep time from the moment power is restored, and will initiate a full reconditioning cycle at the preset reconditioning time. The time of day will need to be reset in order to return the reconditioning cycle to its preset time.

Installing the optional battery back-up onto the circuit board will ensure the correct time of day is retained in the event of power outages lasting longer than two days.

Service

The Culligan Select Plus® water filter is equipped with a self diagnostic program to insure optimal operation of your water filter. Should service become necessary, a phone icon will appear in the display. If this condition occurs, call your local Culligan Dealer for assistance. The phone icon and error code will be the only items displayed when service is required on the control.

Menu Navigation



The programming menu for Select is outlined in the following table.

Table 1. Setting Time of Day

Setting	Display	Range Limits	Default
Time of Day		12:00 AM - 11:59 PM (12 hr) 00:00 - 23:59 (24 hr)	12:00 PM 12:00
*Time of Regeneration		12:00 AM - 11:30 PM (12 hr) 00:00 - 23:30 (24 hr)	2:00 AM 02:00

Regeneration

There are several conditions that will cause the control to initiate a regeneration cycle. The “REG” annunciator will light when the control has signaled for a regeneration. The “REG” annunciator will flash while the control is in regeneration.

The following are conditions that will call for regeneration:

1. When the flow meter has recorded the passage of a predetermined number of gallons.
2. At the preset time, when the number of days without a regeneration is equal to the Timeclock Backup setting.
3. At the preset time, when the button on the bottom right button of the keypad is depressed once. “REG” will light.
4. Immediately, when the bottom right button of the keypad is depressed for three seconds. “REG” will light and blink.
5. Immediately, if power to the unit has been off for more than 3 hours and time of day has been restored.

Care & Cleaning

These simple precautions, if followed, will help assure continued trouble-free service and keep your Culligan Water system looking like new for years.

- Use only mild soap and warm water when cleaning the exterior of the conditioner. Never use harsh, abrasive cleaning compounds or those which contain acid, such as vinegar, bleach and similar products.
- Important: Protect your water system and the entire drainline from freezing temperatures.



WARNING!

If your unit should freeze, do not attempt to disassemble it. Call your Culligan Dealer.

- Important: Culligan water systems are sold for use with potable water, only. If at any time the water becomes contaminated, such as during a “boil water” situation, the operation of the water system should be discontinued until it is verified that the water is again potable. To do this, turn the knob on the bypass valve to the bypass position. Then, call your Culligan dealer to have your system sanitized before it is placed back into service.
- Should service, adjustment, or trouble-shooting information be needed which is not covered in this Owners Guide, call your Culligan Dealer.

If you have further questions, please call your local independently operated Culligan dealer who will be glad to assist you.

When & How to Bypass Your System

Normally, all water except the outside faucet lines and irrigation system water passes through the water filter. There are times when the water filter should be bypassed, Cul-Flo-Valv® Bypass, or a 3-way bypass valve. You should bypass:

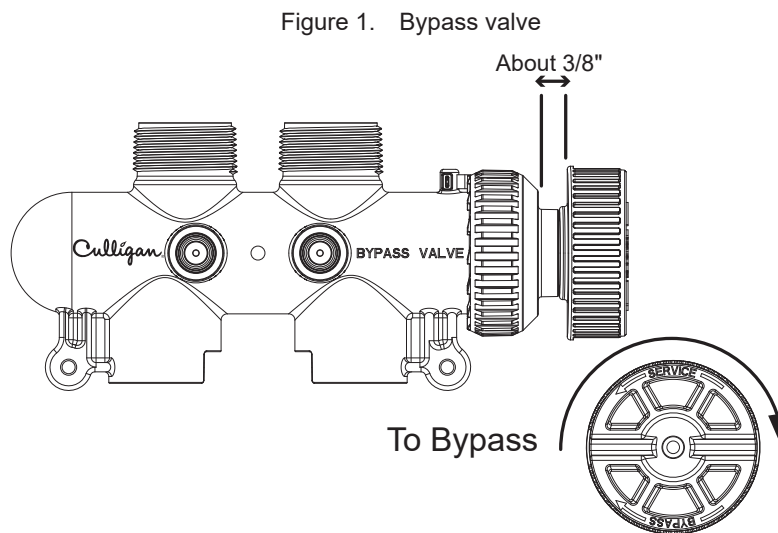
1. If lines to outside faucets do not bypass the water filter, and you do not want to waste softened water on lawn sprinkling or other outside uses.
2. If you are going away on vacation and do not want the unit to recharge.

Bypass Valve

In the back of Culligan water filter is a Cul-Flo-Valv® Bypass valve. To bypass the unit, turn the blue knob clockwise. To return to filtered water service, turn the blue knob counter-clockwise.

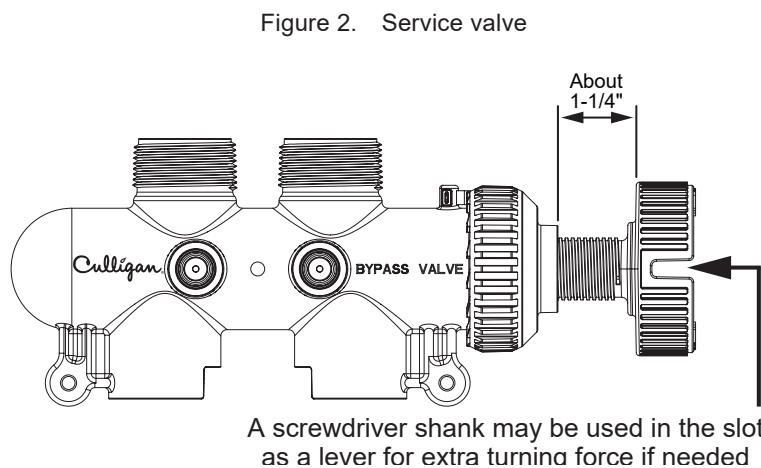
Bypassed

To BYPASS, turn the blue knob clockwise (see directional arrow on end of knob) until the knob stops as shown in [Figure 1](#). DO NOT OVERTIGHTEN!



Filtered Water

To return to SERVICE, turn the blue knob counter-clockwise (see directional arrow on end of knob) until the knob stops as shown in [Figure 2](#). DO NOT OVERTIGHTEN!



Things to Check Before You Call For Service

If you unexpectedly experience iron staining or rusty water, make these simple checks before calling your Culligan dealer. One of the following conditions may be the reason for your change in water quality.

Important

If any of the following conditions is found, the water filter should be manually reconditioned after you have corrected the problem.

Power Supply

Check your power supply cord. Is it plugged fully into the electric outlet? Be certain that the outlet is not controlled by a wall switch which has been turned off. If power was interrupted it may be necessary to reset the control to correct time of day.

Tripped Circuit Breaker

An extended power disruption or daylight savings time could alter the time of reconditioning due to incorrect time of day displayed on your Culligan unit. Reset "Time of Day" following the step by step instructions printed on the cover of the unit below the display or in "[Table 1. Setting Time of Day](#)" on [page 10](#). An optional battery back-up may be added to maintain time of day during prolonged power outages. Please contact your local Culligan dealer for further information.

Power Failure

Any interruption in your power supply or time changes - such as daylight savings - will disrupt your filter's reconditioning schedule by causing the timer to run off-schedule. Reset timer to proper time of day.

Bypass Valves

Check to see if they are in the proper position. Cul-Flo-Valv® Bypass, if used, should be in the "Service" (handle stem screwed out) position. If hand valves are used, see that inlet and outlet valve are opened and that the bypass valve is closed.

No Water

If you aren't getting any water flow at all, make sure your water supply is working. Open a tap ahead of the filter (outside tap) to see if you have any water pressure. If you have water pressure, check the bypass valve. If it is in the Service position, put it into the bypass and call your Culligan dealer for service.

Increased Usage

Guests, family additions, new water-using appliances, etc., all will result in more water usage and will require more capacity from your filter. You can reprogram your reconditioning schedule by following the directions [page 9](#). Call your Culligan dealer for advice and save a service call.

Outdoor Electrical and Power Supply

- The Installer should set the Media tank on a solid, level surface near plumbing, drain, and electrical connections. The Media tank and plumbing should be secured so the system can't be knocked over.
- The customer should provide a GFCI electrical outlet suitable for outdoor use that is NOT controlled by a switch that can be turned off accidentally.
- For outdoor installation, only use an outdoor rated power supply.
- Power supply MUST be mounted on the wall at least 1 foot above ground level.
- Properly ground to conform with all governing codes and ordinances.
- Observe all state and local electrical codes.
- **P/N 01041744 plug-in 20-foot power supply is included with Outdoor systems and is rated for Outdoor installations. It is to be mounted within 2-ft. of the outdoor receptacle. It MUST be mounted at least 1-ft above ground level**
- P/N 01040230 is an optional 20-foot extension cable rated for outdoor installations (not included).
- For Outdoor use with a UL Listed Class 2 Direct Plug-in Power Unit only.



WARNING!

**Use only Outdoor Power supplies for Outdoor installations.
DO NOT use Indoor Power Supplies for Outdoor system installations.**

Performance Data Sheet

Culligan Aquasential Select Plus Iron-OX5 Filter

Culligan knows the more informed you are about your water treatment systems, the more confident you will be about its performance. It's because of this and more than seventy years of commitment to customer satisfaction that Culligan is providing this Performance Data Sheet to its customers.

NOTE! Read this Performance Data Sheet and compare the capabilities of this unit with your actual water treatment needs. It is recommended that before purchasing a water treatment unit, you have your water supply tested to determine your actual water treatment needs.

Manufacturer: Culligan International Company
9399 W. Higgins Rd., Suite 1100
Rosemont, IL 60018 USA
(847) 430-2800
www.culligan.com

Product: Culligan Select Plus® Iron-OX5 Filter

Substance Reduction

This system has been tested according to NSF/ANSI Standard 42 for the reduction of the substances listed below. The concentration of the indicated substances in water entering the system was reduced to a concentration less than or equal to the permissible limit for water leaving the system, as specified in NSF/ANSI Standard 42.

While testing was performed under standard laboratory conditions, actual performance may vary.

Name of Substance	Influent Challenge Concentration	Reduction Requirement	Average Reduction Percentage
Iron	3.0-5.0 mg/L ± 10%	0.03 mg/L	98.5%

Capacity: 500 gallons
Flow Rate: 4 gpm
Rated Pressure Drop: 4 gpm @ 5.0 psi

Operating Conditions

Water Pressure Limits: 20 - 60 psi (140 - 414 kpa)
Temperature Limits: 33 - 120° F (1 - 50° C)
Electrical Characteristics: 24V/60Hz, 10W

The Culligan Select Plus Iron-OX5 filter system has been tested and certified by WQA against NSF/ANSI Standard 372, CSA B483.1, and NSF/ANSI Standard 42 for the effective reduction of iron up to 500 gallons as verified and substantiated by test data.

The Culligan Outdoor Select Plus Iron-OX5 filter system has been tested and certified by WQA against NSF/ANSI Standard 372 and NSF/ANSI standard 42 for the effective reduction of iron up to 500 gallons as verified and substantiated by test data.

The Culligan Select Plus Iron-OX5 filter system has been certified by WQA against NSF/ANSI Standard 372, CSA B483.1, and NSF/ANSI Standard 42 for the effective reduction of iron up to 500 gallons as verified and substantiated by test data.

The Culligan Outdoor Select Plus Iron-OX5 filter system has been certified by WQA against NSF/ANSI Standard 372 and NSF/ANSI standard 42 for the effective reduction of iron up to 500 gallons as verified and substantiated by test data.

Performance Indicator: If water flow decreases or a noticeable taste change occurs, the filter should be reconditioned. If conditions do not improve, contact your local Culligan dealer. They can determine if your filter requires servicing. Do not use with water that is microbiologically unsafe or of unknown quality without adequate disinfection before or after the system.

Reconditioning cycle Frequency: Reconditioning frequency is recommended every three days but can vary with local water conditions.

Refer to your Owner's Guide and printed limited Warranties (P/N 01040684) for more specific product information. To avoid contamination from improper handling and installation, your system should only be installed and serviced by your Culligan dealer. Performance will vary based on local water conditions. The substances reduced by this product are not necessarily in your water.

Buyer Signature _____ Date _____

Seller Signature _____ Date _____



Culligan Aquasential Select Plus Sulfur-OX3 Filter

Culligan knows the more informed you are about your water treatment systems, the more confident you will be about its performance. It's because of this and more than seventy years of commitment to customer satisfaction that Culligan is providing this Performance Data Sheet to its customers.

NOTE! Read this Performance Data Sheet and compare the capabilities of this unit with your actual water treatment needs. It is recommended that before purchasing a water treatment unit, you have your water supply tested to determine your actual water treatment needs.

Manufacturer: Culligan International Company
 9399 W. Higgins Rd., Suite 1100
 Rosemont, IL 60018 USA
 (847) 430-2800
www.culligan.com

Product: Culligan Select Plus® Sulfur-OX3 Filter

Substance Reduction

This system has been tested according to NSF/ANSI Standard 42 for the reduction of the substances listed below. The concentration of the indicated substances in water entering the system was reduced to a concentration less than or equal to the permissible limit for water leaving the system, as specified in NSF/ANSI Standard 42.

While testing was performed under standard laboratory conditions, actual performance may vary.

Name of Substance	Influent Challenge Concentration	Reduction Requirement	Average Reduction Percentage
Hydrogen Sulfide	1.0-3.0 mg/L ± 10%	0.05 mg/L	96.2%

Capacity: 500 gallons
 Flow Rate: 4 gpm
 Rated Pressure Drop: 4 gpm @ 2.9 psi

Operating Conditions

Water Pressure Limits: 20 - 60 psi (140)
 Temperature Limits: 33 - 120° F (1 - 50° C)
 Electrical Characteristics: 24V/60Hz, 10W

The Culligan Select Plus Sulfur-OX3 water filter system has been tested and certified by WQA against NSF/ANSI Standard 372, CSA B483.1, and NSF/ANSI Standard 42 for the effective reduction of hydrogen sulfide up to 500 gallons as verified and substantiated by test data.

The Culligan Outdoor Select Plus Sulfur-OX3 water filter system has been tested and certified by WQA against NSF/ANSI Standard 372 and Standard NSF/ANSI 42 for the effective reduction of hydrogen sulfide up to 500 gallons as verified and substantiated by test data.

The Culligan Select Plus Sulfur- OX3 water filter system has been certified by WQA against NSF/ANSI Standard 372, CSA B483.1, and NSF/ANSI Standard 42 for the effective reduction of hydrogen sulfide up to 500 gallons as verified and substantiated by test data.

The Culligan Outdoor Select Plus Sulfur- OX3 water filter system has been certified by WQA against NSF/ANSI Standard 372 and Standard NSF/ANSI 42 for the effective reduction of hydrogen sulfide up to 500 gallons as verified and substantiated by test data.

Performance Indicator: If water flow decreases or a noticeable taste change occurs, the filter should be reconditioned. If conditions do not improve, contact your local Culligan dealer. They can determine if your filter requires servicing. Do not use with water that is microbiologically unsafe or of unknown quality without adequate disinfection before or after the system.

Reconditioning cycle Frequency: Reconditioning frequency is recommended every three days but can vary with local water conditions.

Refer to your Owner's Guide and printed limited Warranties (P/N 01040684) for more specific product information. To avoid contamination from improper handling and installation, your system should only be installed and serviced by your Culligan dealer. Performance will vary based on local water conditions. The substances reduced by this product are not necessarily in your water.



Buyer Signature _____ Date _____

Seller Signature _____ Date _____

Records & Data

Important Information about your Culligan Water Filter System

Please fill in the information below for future reference. If you have any questions regarding your Culligan water system, please contact the dealer that installed your system for assistance.

Addition information may also be found by visiting: www.culligan.com

System and Dealer Identification

System Name _____

Model Name: _____

Control Valve Model # _____

Control Valve Serial # _____

Date of Installation: _____

Tank Serial # _____

Culligan Dealer: _____

City/Town: _____

Dealer Phone # _____

State: _____

System Settings

Time of Reconditioning Cycle _____ AM/PM

Recommended Culligan Service Interval:

Gallons Capacity Per Regeneration: _____

Annual: _____ Bi-Annual: _____

Day Override / Interval: _____

Owner Maintenance:

_____ Replace Cartridge Filter(s)

Water Analysis

Hardness _____ grains/gallon

Total Dissolved Solids-TDS _____ mg/l

pH level (acidity) _____ S.U.

Alkalinity _____ grains/gallon

Iron _____ mg/l

Manganese _____ mg/l

Chlorine _____ mg/l

Hydrogen Sulfide(H₂S) _____ mg/l

Nitrate _____ mg/l

Sodium _____ mg/l

Arsenic _____ mg/l

Chloride _____ mg/l

NOTE! mg/l (milligrams per liter) and ppm (parts per million) are equivalent units of measurement 1 grain = 17.1 mg/l

Culligan Limited Warranty

Culligan Select Plus® Automatic Water Filters

You have just purchased one of the finest water filters made. As an expression of our confidence in Culligan International Company products, your water filter is warranted to the original end-user, when installed in accordance with Culligan specifications, against defects in material and workmanship from the date of original installation, as follows:

For a period of ONE YEAR	The entire filter
For a period of FIVE YEARS	The AccuSoft® circuit board, and Soft-Minder® meter, if so equipped.
For a period of TEN YEARS	The control valve body, excluding internal parts. The filter tank
For the LIFETIME of the original consumer purchaser	The Quadra-Hull™ filter tank and the Cullex® resin

If a part described above is found defective within the specified period, you should notify your independently operated Culligan dealer and arrange a time during normal business hours for the dealer to inspect the water filter on your premises. Any part found defective within the terms of this warranty will be repaired or replaced by the dealer. You pay only freight from our factory and local dealer charges.

We are not responsible for damage caused by accident, fire, flood, freezing, Act of God, misuse, misapplication, neglect, oxidizing agents (such as chlorine, ozone, chloramines and other related components), alteration, installation or operation contrary to our written instructions, or by the use of accessories or components which do not meet Culligan specifications, is not covered by this warranty. Refer to the specifications section in the Installation and Operating manual for application parameters.

Our product performance specifications are furnished with each water filter unit. To the extent permitted by law, Culligan disclaims all implied warranties, including without limitation warranties of merchantability and fitness for particular purpose; to the extent required by law, any such implied warranties are limited in duration to the one-year period specified above for the entire conditioner. As a manufacturer, we do not know the characteristics of your water supply or the purpose for which you are purchasing a water filter. The quality of water supplies may vary seasonally or over a period of time, and your water usage rate may vary as well. Water characteristics can also differ considerably if your water filter is moved to a new location. For these reasons, we assume no liability for the determination of the proper equipment necessary to meet your requirements, and we do not authorize others to assume such obligations for us. Further, we assume no liability and extend no warranties, express or implied, for the use of this product with a non-potable water source. Warranty is void if system is installed outside a building without being rated for outdoor use. Our obligations under this warranty are limited to the repair or replacement of the failed parts of the water filter, and we assume no liability whatsoever for direct, indirect, incidental, consequential, special, general, or other damages.

Some states do not allow the exclusion of implied warranties or limitations on how long an implied warranty lasts, so the above limitation may not apply to you. Similarly, some states do not allow the exclusion of incidental or consequential damages, so the above limitation or exclusion may not apply to you. This warranty gives you specific legal rights, and you may also have other rights which vary from state to state. Consult your telephone directory for your local independently operated Culligan dealer, or write Culligan International Company for warranty and service information.

Culligan International Company

9399 W. Higgins Rd., Suite 1100
Rosemont, IL 60018 USA
1-800-CULLIGAN or 1-847-430-2800

www.culligan.com